



ಬೃಹತ್ ಬೆಂಗಳೂರು ಮಹಾನಗರ ಪಾಲಿಕೆ
Bruhat Bengaluru Mahanagara Palike



BBMP COVID-19 WAR ROOM 21.09.2021



ABSTRACT OF COVID-19 CASES IN BENGALURU

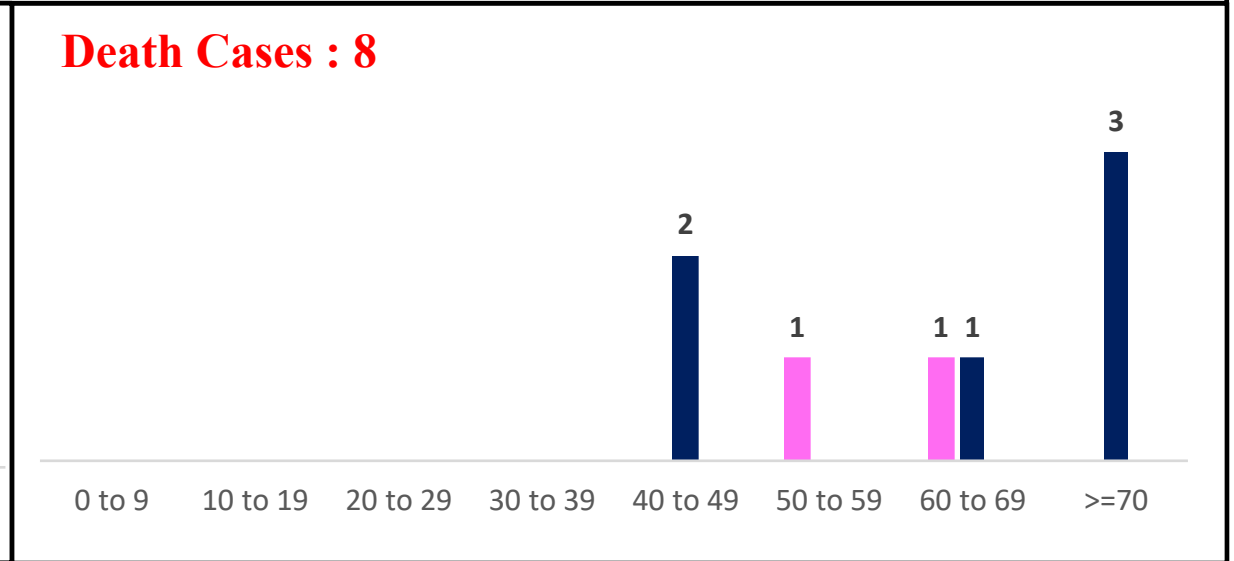
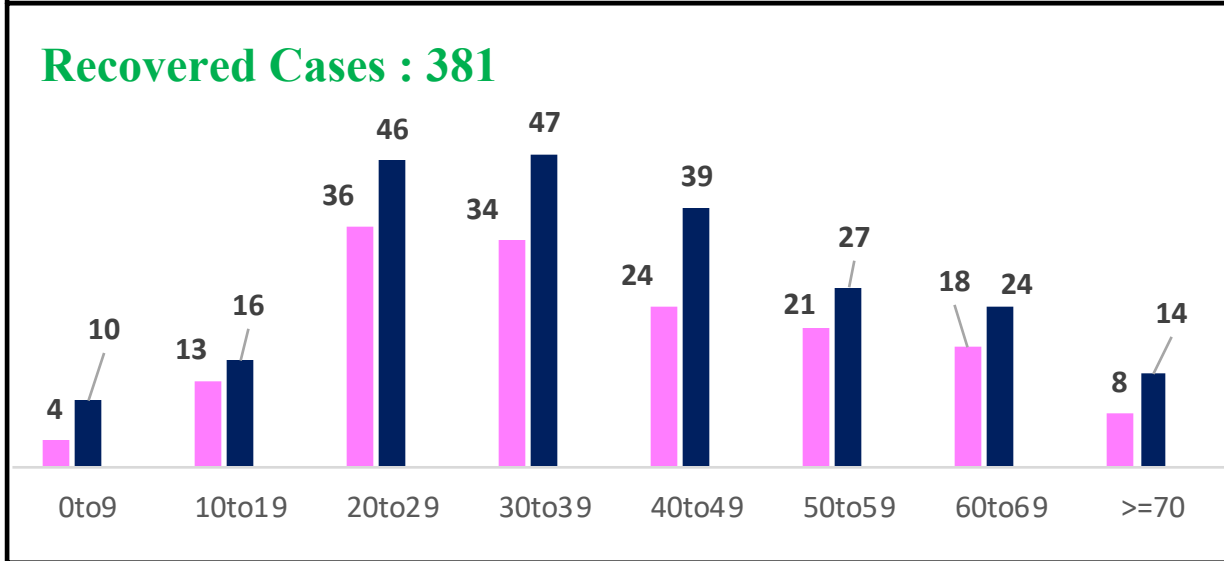
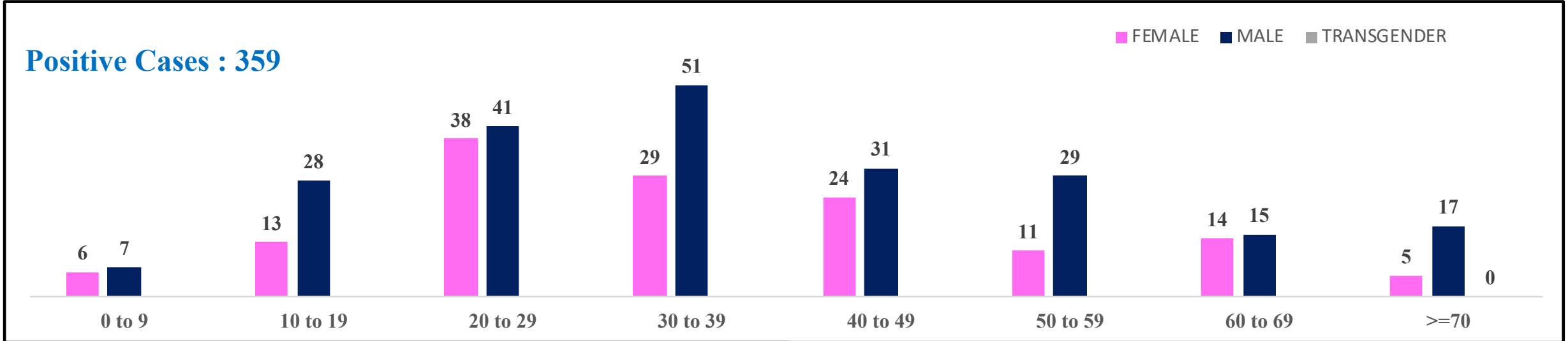


	MALE	FEMALE	TRANSGENDER	MALE	FEMALE	TRANSGENDER	TOTAL	
	Last 24 Hours	Last 24 Hours	Last 24 Hours	Cumulative	Cumulative	Cumulative	Last 24 Hours	Cumulative
Positive Cases	219	140	0	7,43,307	5,00,591	154	359	12,44,052
Recovered Cases	223	158	0	7,29,592	4,90,921	146	381	12,20,659
Death Cases	6	2	0	10,193	5,908	4	8*	16,105
Total Tests Done	In Last 24 hrs : 56,108					Cumulative : 1,96,33,076		
ACTIVE CASES						7,288		

*Covid deaths occurred today : 01 | Covid deaths occurred beyond last 24 hrs., reported today : 07



LAST 24 HOURS AGE GROUP AND GENDER WISE DISTRIBUTION





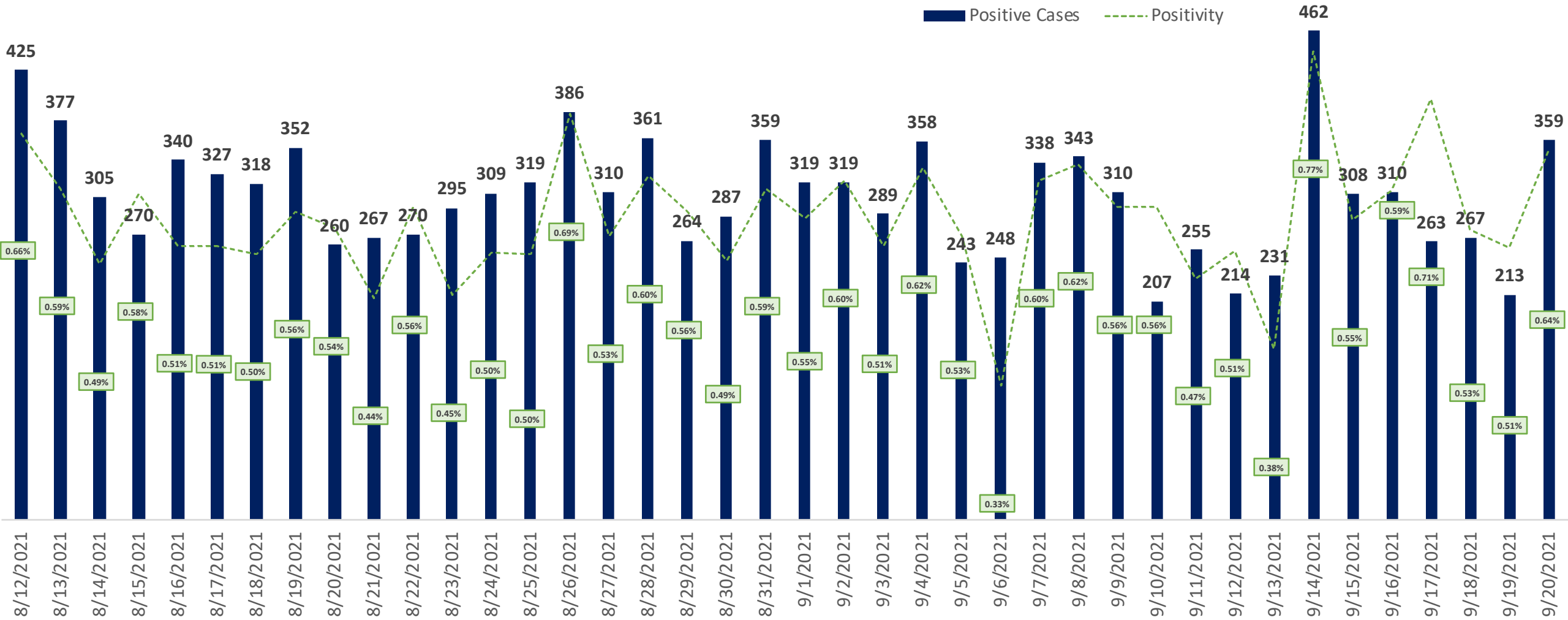
SNAPSHOT OF BENGALURU COVID-19 CASES IN LAST 8 WEEKS



	27-07-2021 To 02-08-2021	03-08-2021 To 09-08-2021	10-08-2021 To 16-08-2021	17-08-2021 To 23-08-2021	24-08-2021 To 30-08-2021	31-08-2021 To 06-09-2021	07-09-2021 To 13-09-2021	14-09-2021 To 20-09-2021
Total Positive Cases	2,934	2,582	2,415	2,089	2,236	2,135	1,898	2,182
Total Recovered Cases	1,943	3,344	2,667	2,401	2,357	2,468	1,800	1,986
Total Death Cases	52	26	33	19	23	42	25	44
Case Fatality Rate	1.77%	1.01%	1.37%	0.91%	1.03%	1.97%	1.32%	2.02%
Total Tests Conducted	4,25,052	4,36,861	4,25,792	4,12,950	4,05,213	4,08,851	3,61,361	3,54,121
Positivity Rate	0.69%	0.59%	0.57%	0.51%	0.55%	0.52%	0.53%	0.62%

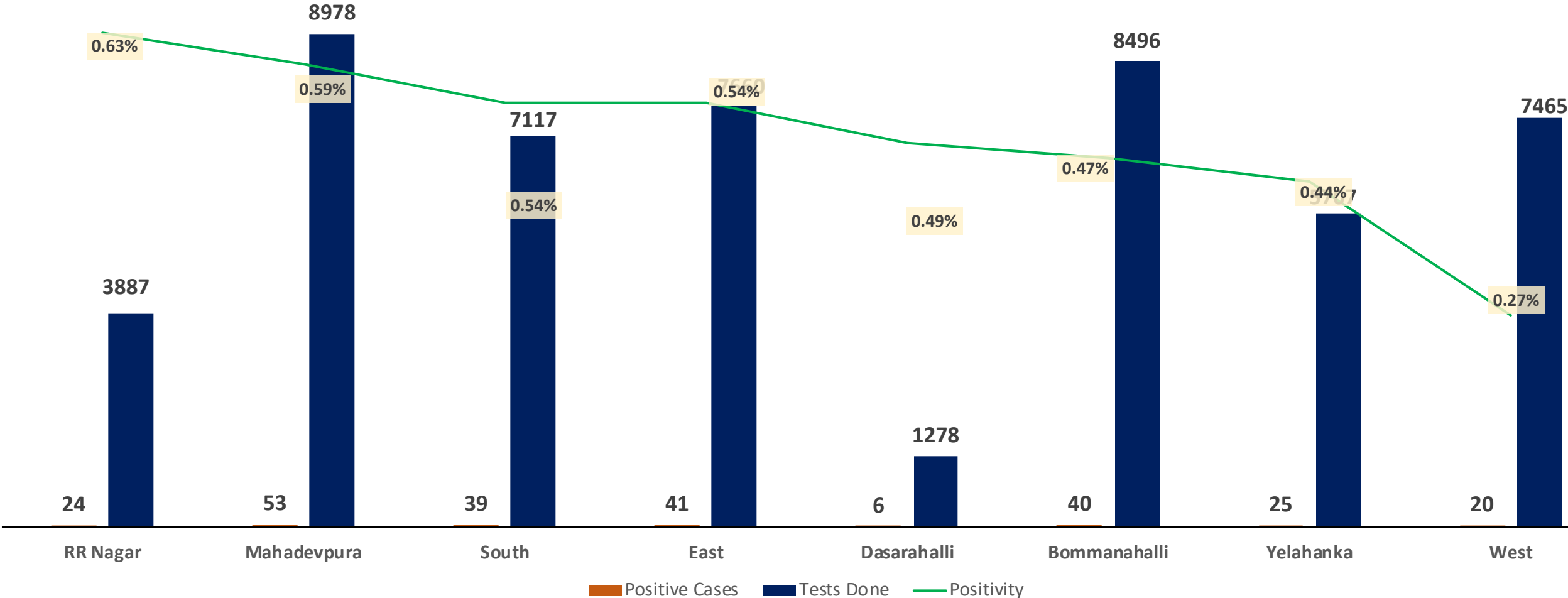


POSITIVITY RATE OF BENGALURU – LAST 40 DAYS



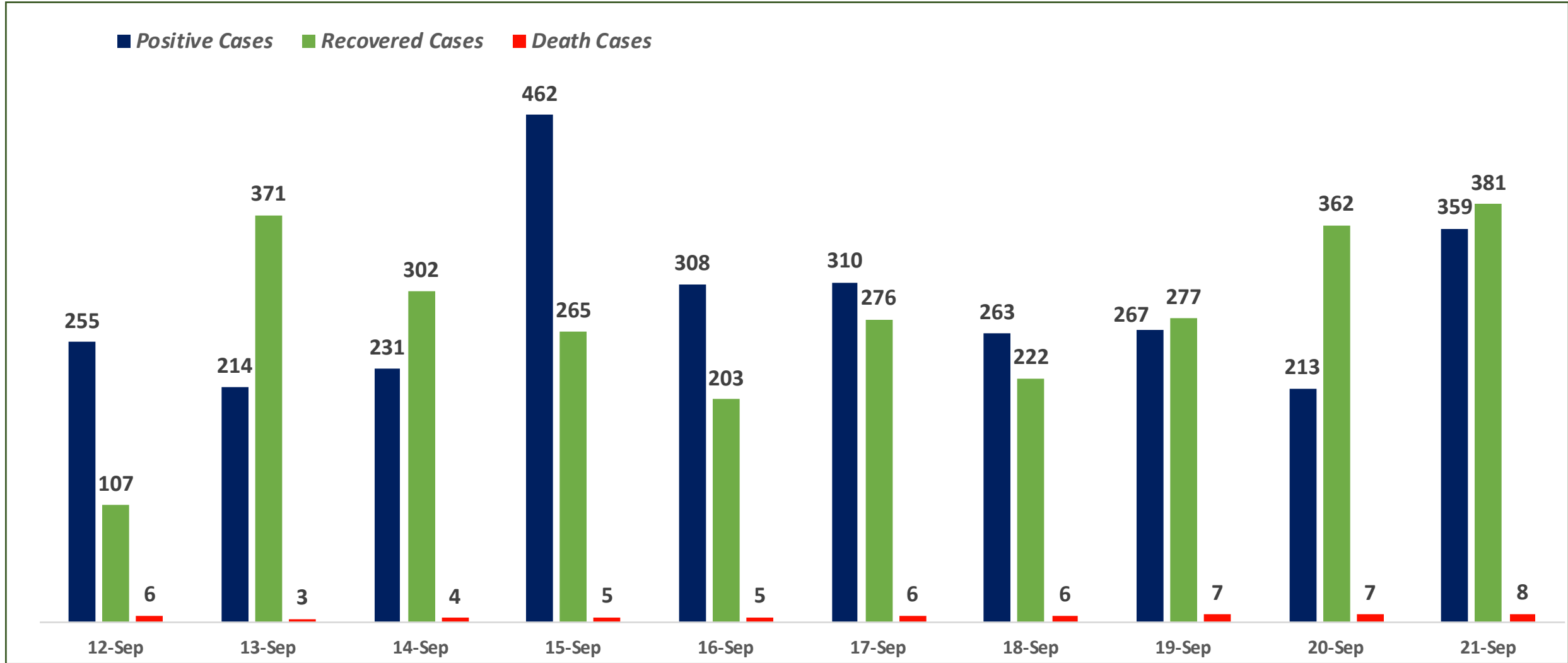


ZONE WISE AVERAGE POSITIVITY TREND FOR LAST WEEK





SNAPSHOT OF POSITIVE, RECOVERED AND DEATH CASES OVER LAST 10 DAYS ACROSS BBMP ZONES

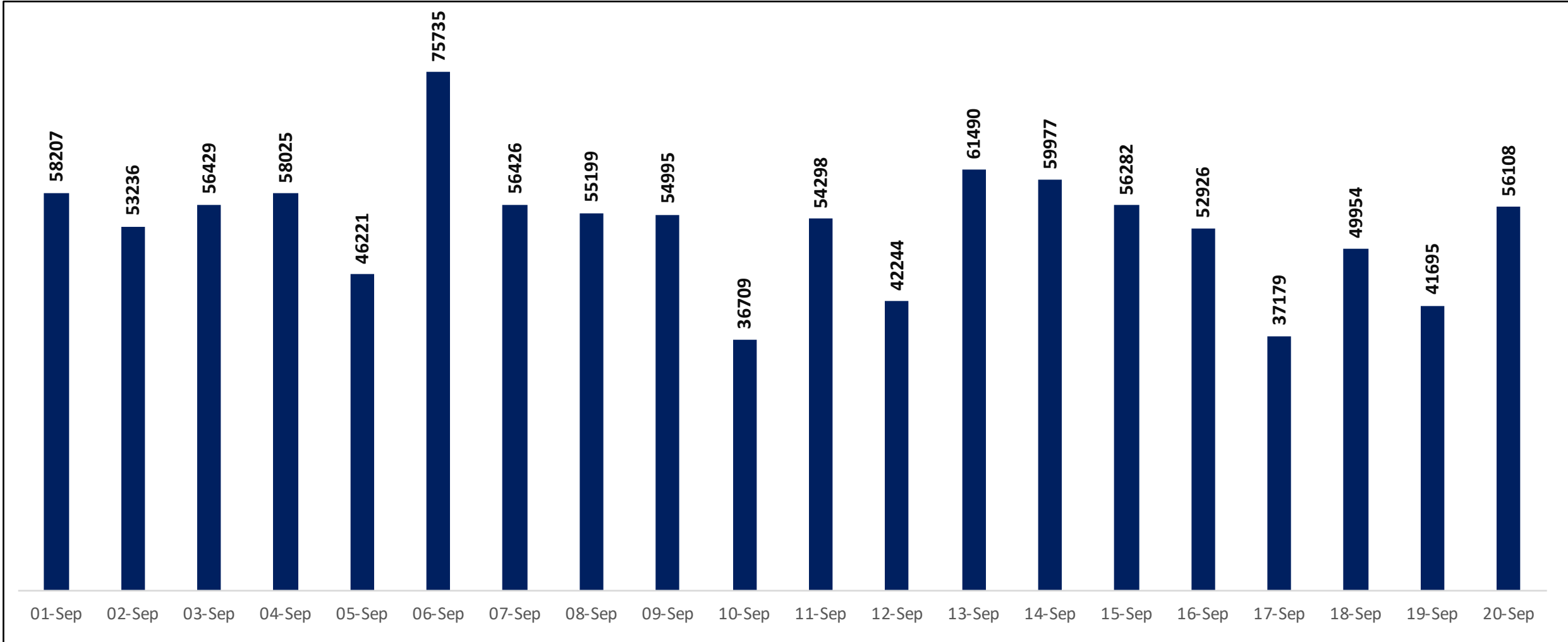




TESTING TRENDS IN BENGALURU

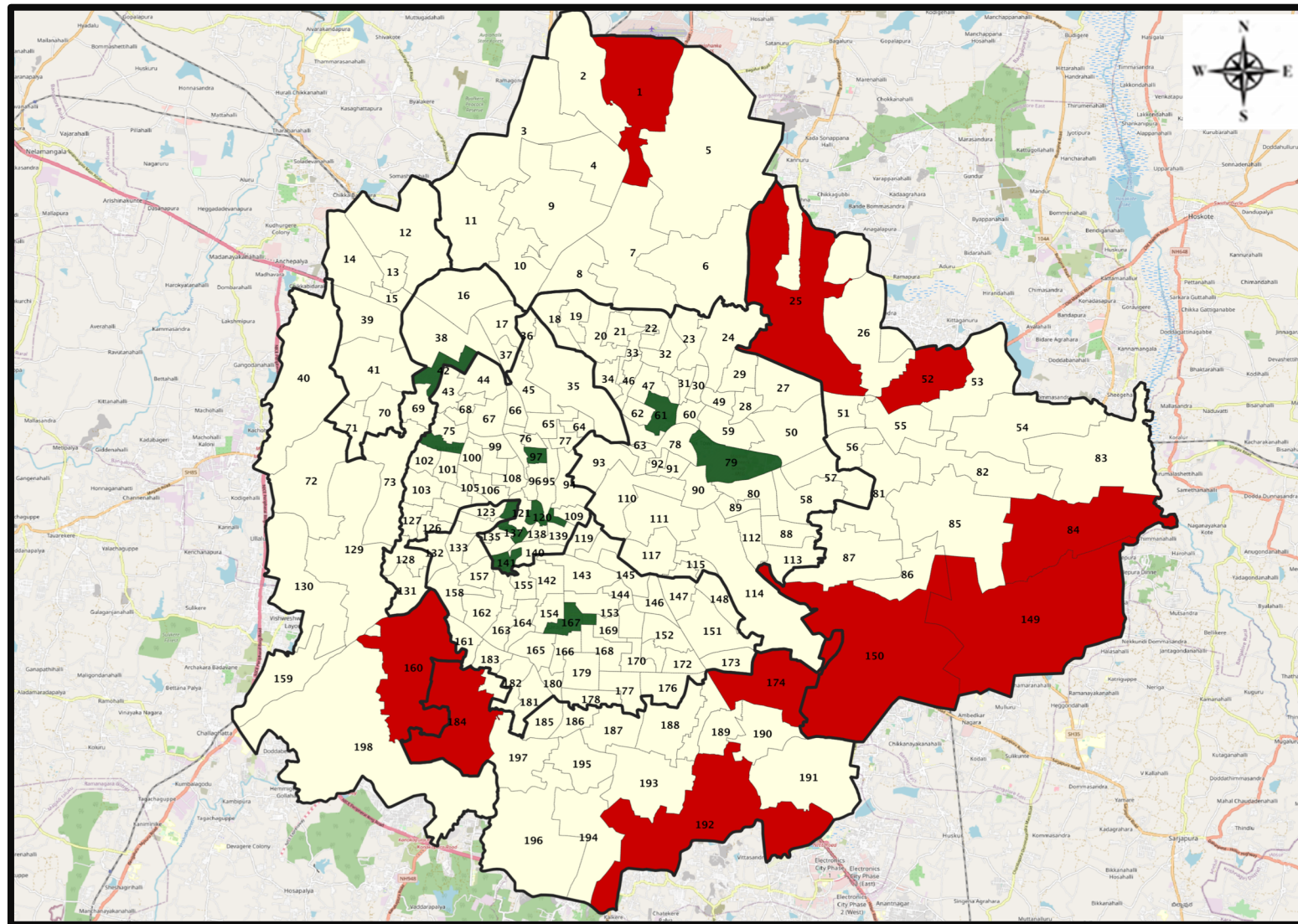


Total Test Conducted Till Date	Test Conducted Last 24 hours
1,96,33,076	56,108





BENGALURU URBAN MAP SHOWING TREND OF POSITIVE CASES IN LAST 10 DAYS



Top 10 wards reporting highest number of positive cases in last 10 days

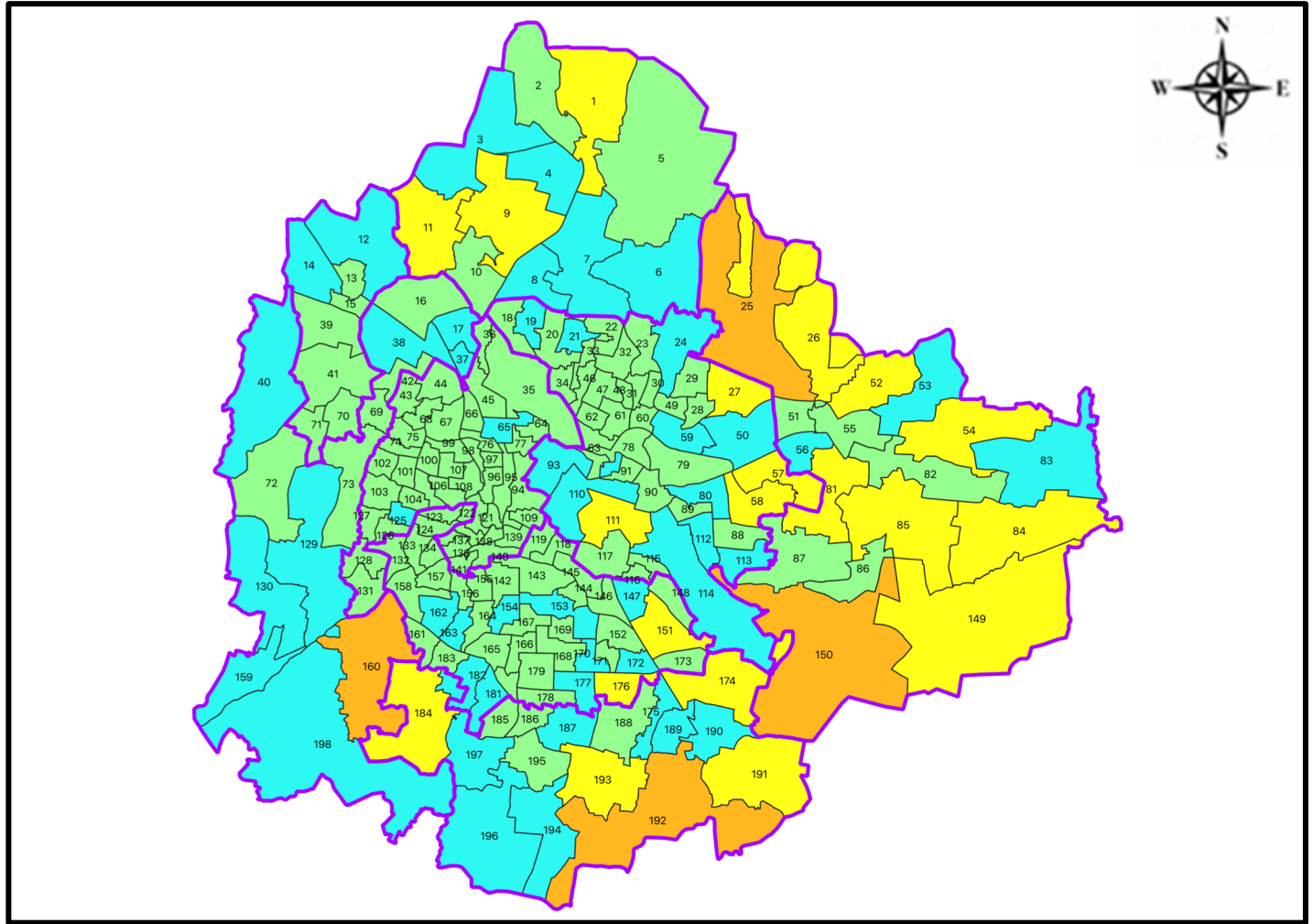
Ward No.	Ward Name	Daily Cases Average
160	Rajarajeshwari Nagar	7
192	Begur	7
25	Horamavu	6
150	Bellanduru	5
84	Hagadur	5
184	Uttarahalli	5
1	Kempegowda Ward	4
149	Varthuru	4
174	HSR Layout	4
52	K R Pura	4


Top 10 wards reporting least number of positive cases in last 10 days

Ward No.	Ward Name	Daily Cases Average
167	Yediyur	0
42	Lakshmi Devi Nagar	0
61	S K Garden	0
74	Shakthi Ganapathi Nagar	0
79	Sarvagna Nagar	0
97	Dayananda Nagar	0
120	Cottonpete	0
122	Kempapura Agrahara	0
137	Rayapura	0
141	Azad Nagar	0



BENGALURU MAP SHOWING INTENSITY OF POSITIVE CASES IN LAST 10 DAYS



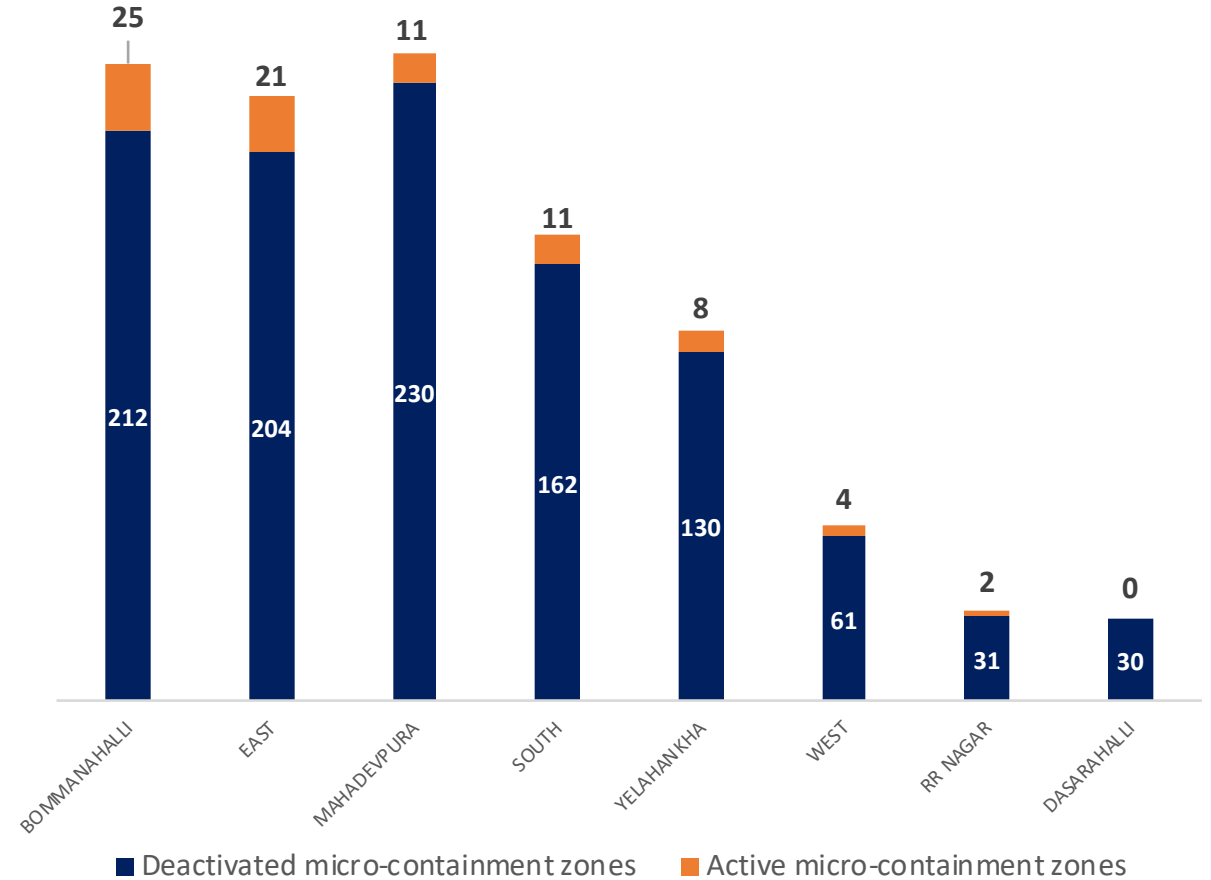
-  **Level 1 : 0 to 10 Cases**
-  **Level 2 : 10 to 25 Cases**
-  **Level 3 : 25 to 50 Cases**
-  **Level 4 : 50 to 100 Cases**
-  **Level 5 : Above 100 Cases**
-  **Zone Boundaries**



CONTAINMENT ZONE DETAILS

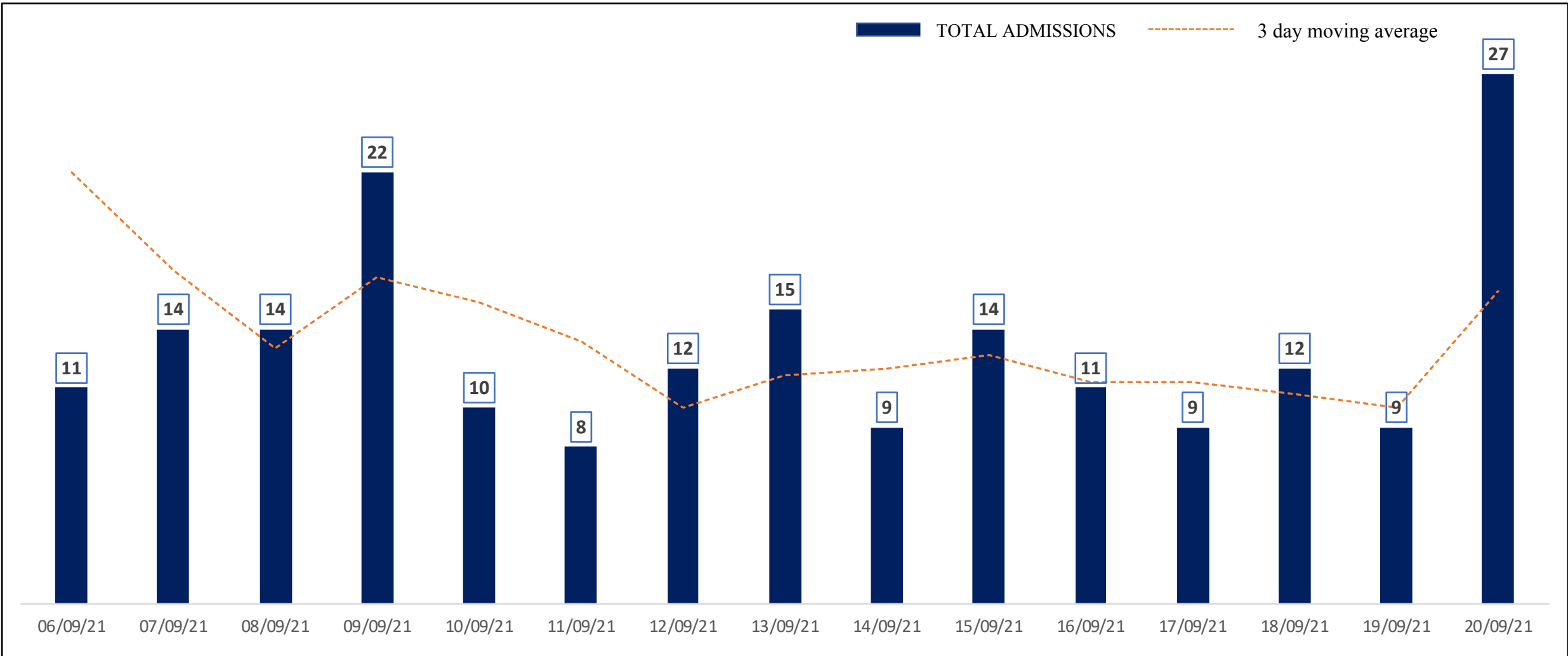


ZONE	TOTAL DECLARED	TOTAL DEACTIVATED	TOTAL ACTIVE
BOMMANAHALLI	237	212	25
EAST	225	204	21
MAHADEVPURA	241	230	11
SOUTH	173	162	11
YELAHANKHA	138	130	8
WEST	65	61	4
RR NAGAR	33	31	2
DASARAHALLI	30	30	0
TOTAL	1142	1060	82





HOSPITAL & CCC ADMISSIONS LAST 15 DAYS TREND



* Only Government Quota Admissions through CHBMS considered

* Only Fresh Admissions considered



COVID BED STATUS AS ON 21.09.2021



SR. NO.	Facility Type	No. of Hospital	Total Allocated Beds for C+ Patients					Occupied Beds for C+ Patients					Net Available Beds for C+ Patients				
			Gen Beds	HDU	ICU Beds	ICU-V	Total	Gen Beds	HDU	ICU Beds	ICU-V	Total	Gen Beds	HDU	ICU Beds	ICU-V	Total
1	Government Medical Colleges	4	20	621	53	76	770	0	18	3	1	22	20	603	50	75	748
2	Government Hospitals	16	649	210	65	127	1,051	40	17	3	5	65	609	193	62	122	986
3	Covid Care Centers	7	265					18					247				
Total Beds		27	934	831	118	203	2,086	58	35	6	6	105	876	796	112	197	1,981

* Status as on 21.09.2021 – 6:30 PM

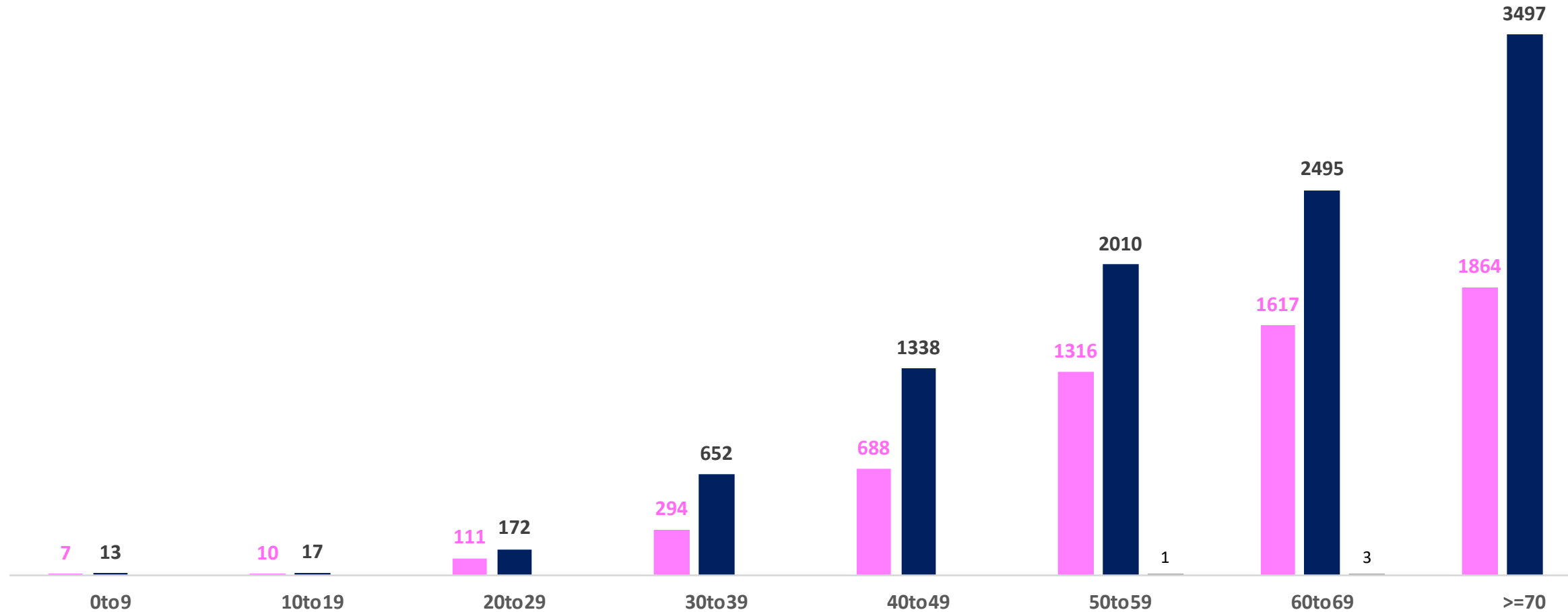


AGE AND GENDER WISE DISTRIBUTION OF DEATH CASES



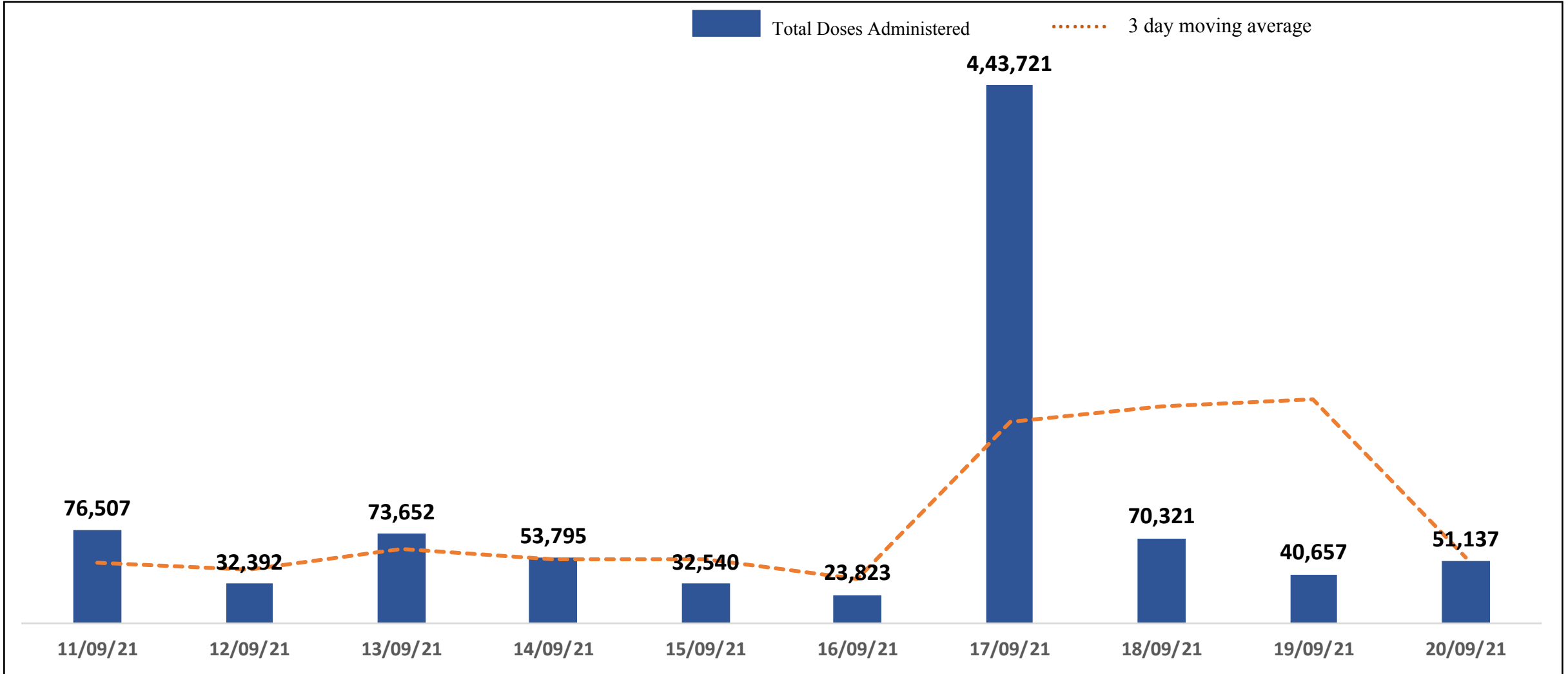
Death Cases: 16,105

Female Male Transgender





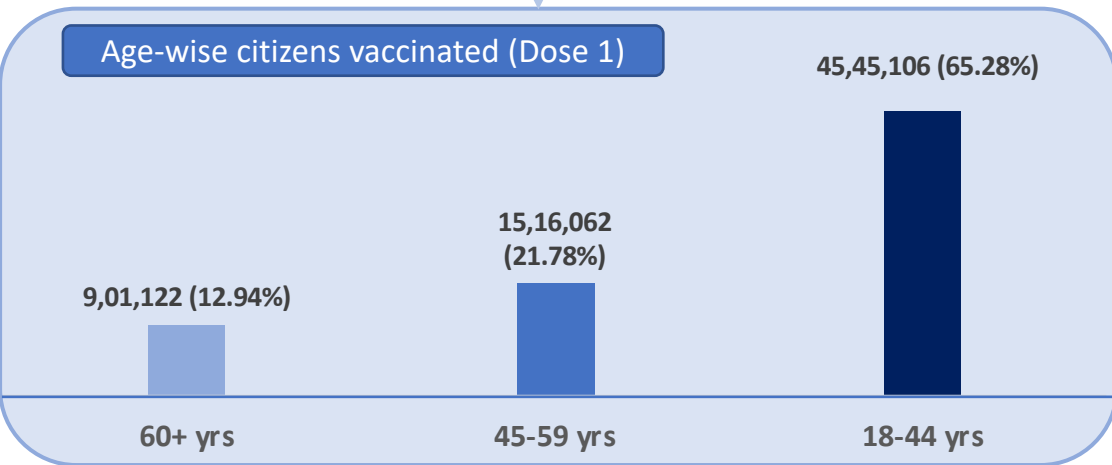
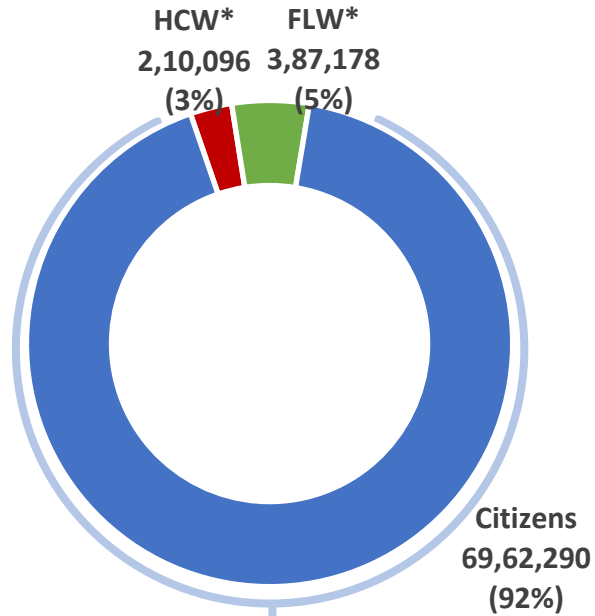
TOTAL VACCINE DOSES ADMINISTERED IN LAST 10 DAYS



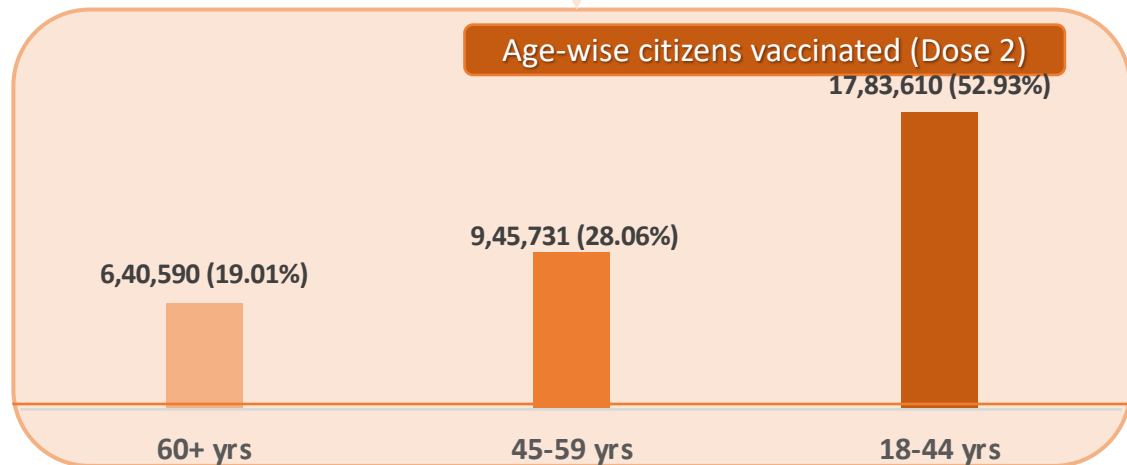
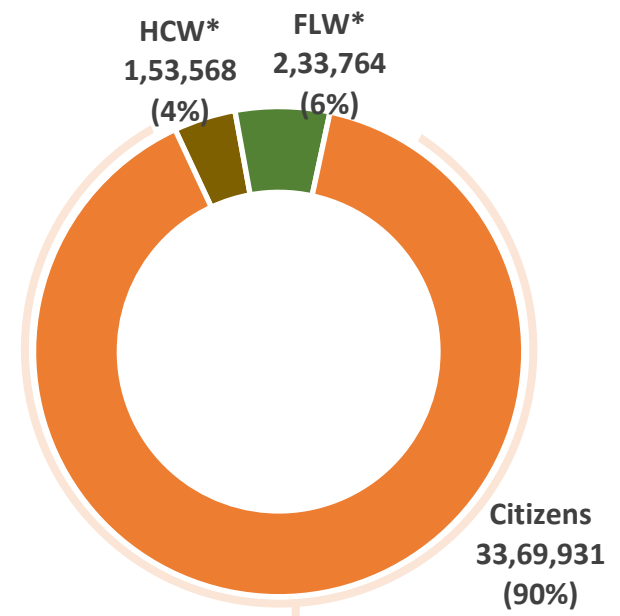


CATEGORY WISE CUMULATIVE VACCINATION IN BBMP

Dose 1



Dose 2



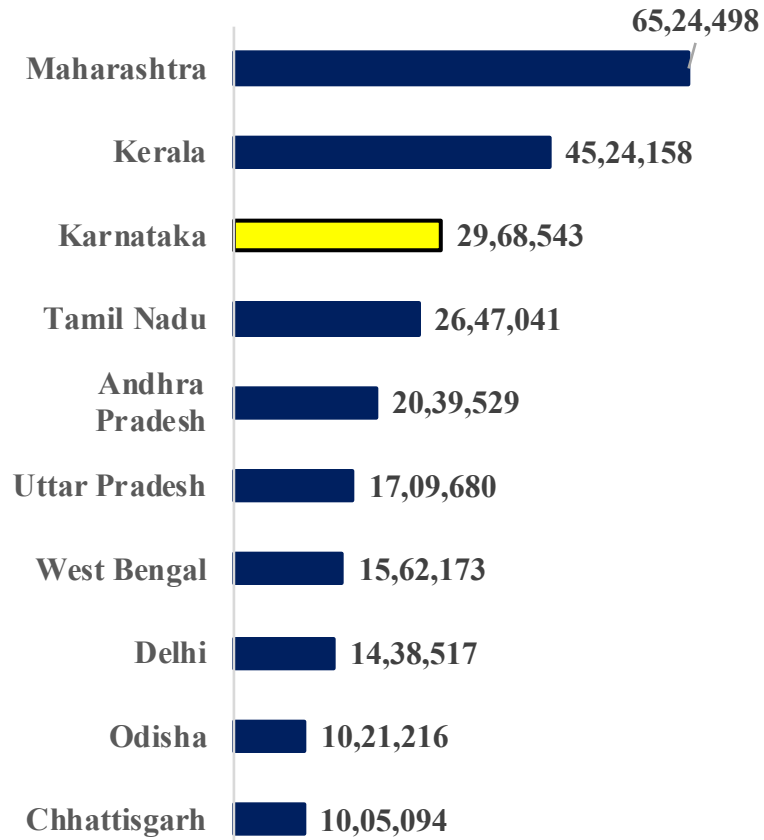
*HCW : Health Care Workers
 *FLW : Front Line Workers



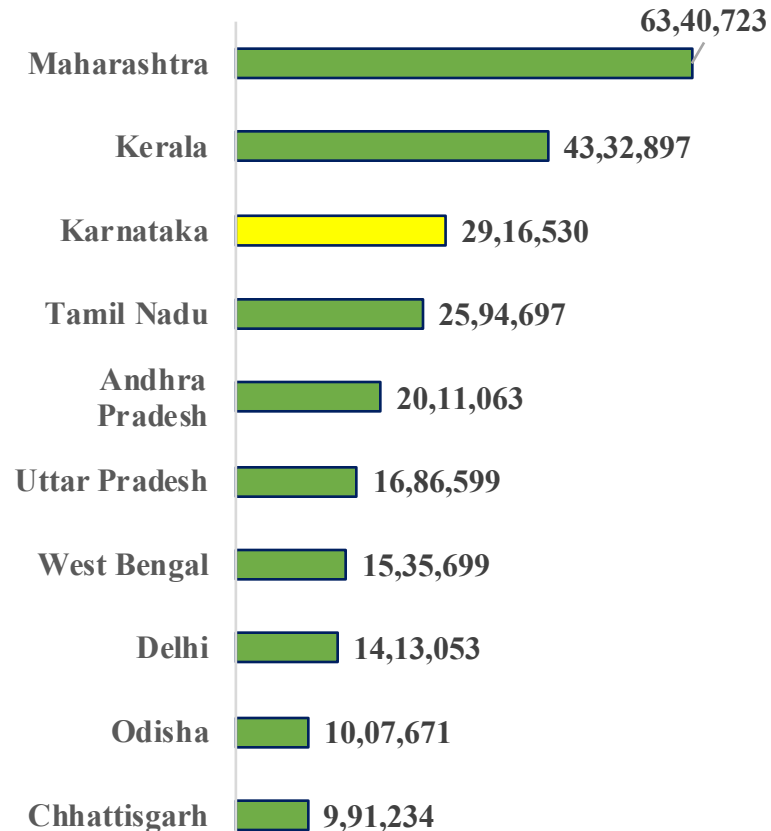
TOP 10 COVID19 AFFECTED INDIAN STATES



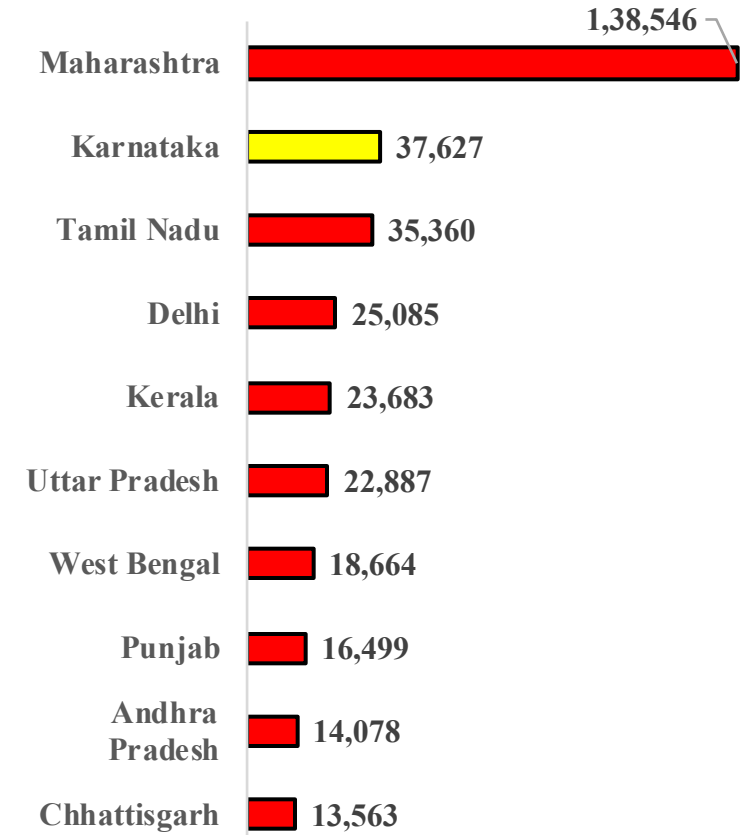
Total Positive Cases



Total Recovered Cases



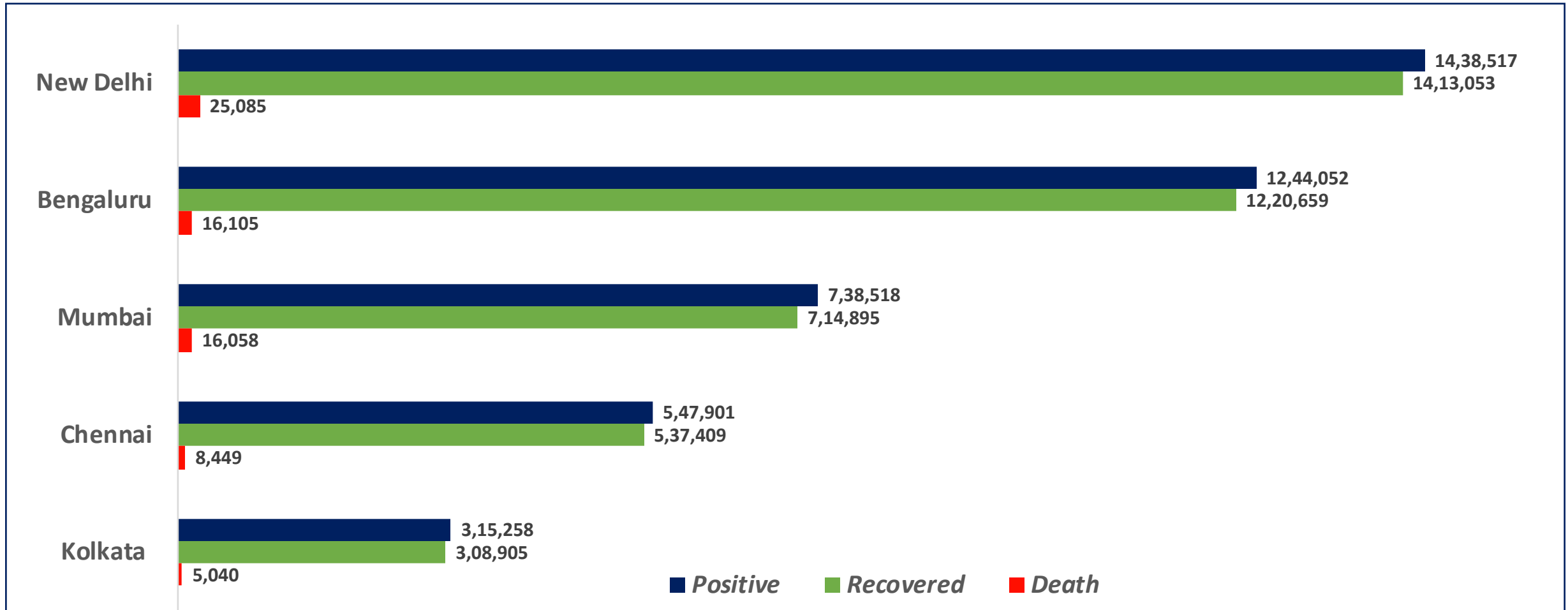
Total Death Cases



Source : <https://www.covid19india.org/> at 6:30 pm (21.09.2021)



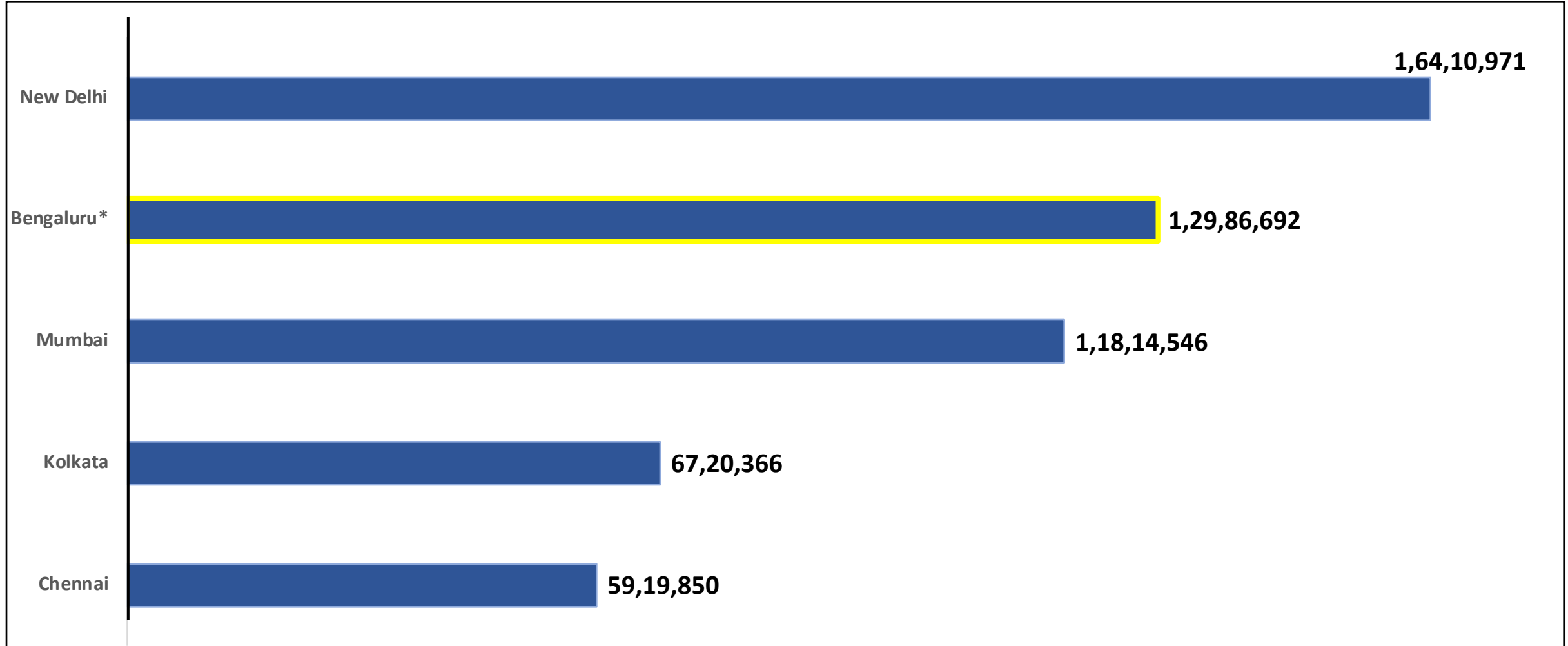
BENGALURU AND OTHER METROPOLITAN CITIES



Source : <https://www.covid19india.org/> at 6:30 pm (21.09.2021)



VACCINE DOSES ADMINISTERED IN BENGALURU AND OTHER METROPOLITIAN CITIES



Source : <https://dashboard.cowin.gov.in/> at 6:30 pm (21.09.2021)

*includes BBMP & Bengaluru Urban



SNAPSHOT OF COVID-19 CASES IN BENGALURU URBAN



**Total Wards With
<=10 Cases* :
125**

**Tests Conducted
On 20.09.2021:
56,108**

**Recovery
Rate:
98.12%**

**Total
Active Cases :
7,288**

**Total Vaccinated on
20.09.2021:
51,137**

**Positivity
Rate* :
0.62%**

**Active
Rate:
0.59%**

**Case
Fatality Rate* :
2.02%**



*Total positive cases In the past 10 days

*CFR and positivity is for Past 7 days



ಬೃಹತ್ ಬೆಂಗಳೂರು ಮಹಾನಗರ ಪಾಲಿಕೆ
Bruhat Bengaluru Mahanagara Palike



Download BBMP Bulletin	https://apps.bbmpgov.in/covid19/mediabulletin.php
For BBMPCovid19 Bed Status:	https://apps.bbmpgov.in/covid19/en/Bedstatus.php
To register for vaccination :	https://selfregistration.cowin.gov.in/
BBMP COVID19 Dashboard:	https://apps.bbmpgov.in/covid19/
Follow us on:	 www.facebook.com/bbmp.comm1/
	 twitter.com/BBMPCOMM

Issued by:

Honorable Chief Commissioner, BBMP
Special Commissioner Health & IT, BBMP
MD, Bengaluru Smart City Limited

THANK YOU !



ಆರೋಗ್ಯ ಮತ್ತು ಕುಟುಂಬ ಕಲ್ಯಾಣ ಇಲಾಖೆ
ಕೋವಿಡ್-19



ನಗರವಾಗಲಿ, ಗ್ರಾಮವಾಗಲಿ ಎಲ್ಲರೂ ನಮ್ಮ
ಜವಾಬ್ದಾರಿಗಳನ್ನು ನಿರ್ವಹಿಸೋಣ,
ಕೋವಿಡ್ ಮುನ್ನೆಚ್ಚರಿಕಾ ಕ್ರಮಗಳನ್ನು ತಪ್ಪದೇ ಪಾಲಿಸೋಣ.












ಜ್ವರ, ನೆಗಡಿ, ಕೆಮ್ಮು ತರಹದ ಕೋವಿಡ್-19 ಲಕ್ಷಣಗಳಿದ್ದಲ್ಲಿ ಆಪ್ತಮಿತ್ರ ಸಹಾಯವಾಣಿ 14410 ಗೆ ಕರೆ ಮಾಡಿ
ಅಥವಾ ಬೆಂಗಳೂರು ಕೋವಿಡ್ ಸಹಾಯವಾಣಿ 1912 ಗೆ ಕರೆ ಮಾಡಿ
ಹೆಚ್ಚಿನ ಮಾಹಿತಿಗಾಗಿ 24x7 ಉಚಿತ ಆರೋಗ್ಯ ಸಹಾಯವಾಣಿ 104ಕ್ಕೆ ಕರೆ ಮಾಡಿ
ಎಲ್ಲರಿಗೂ ಆರೋಗ್ಯ, ಎಲ್ಲೆಡೆಯೂ ಆರೋಗ್ಯ